





# Shield Guard Tile Backer Installation




Typically tiles are Cut on a plywood surface with a standard carpentry knife and straight edge. Then passed to the installers on the ladders.

Important to keep gaps minimal between cut tile edge and grid or wall.



White non woven fabric face down



We suggest using a Circle Cutter as a Marker